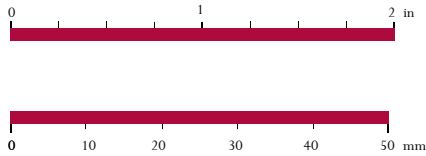


## DETERMINE YOUR RING SIZE

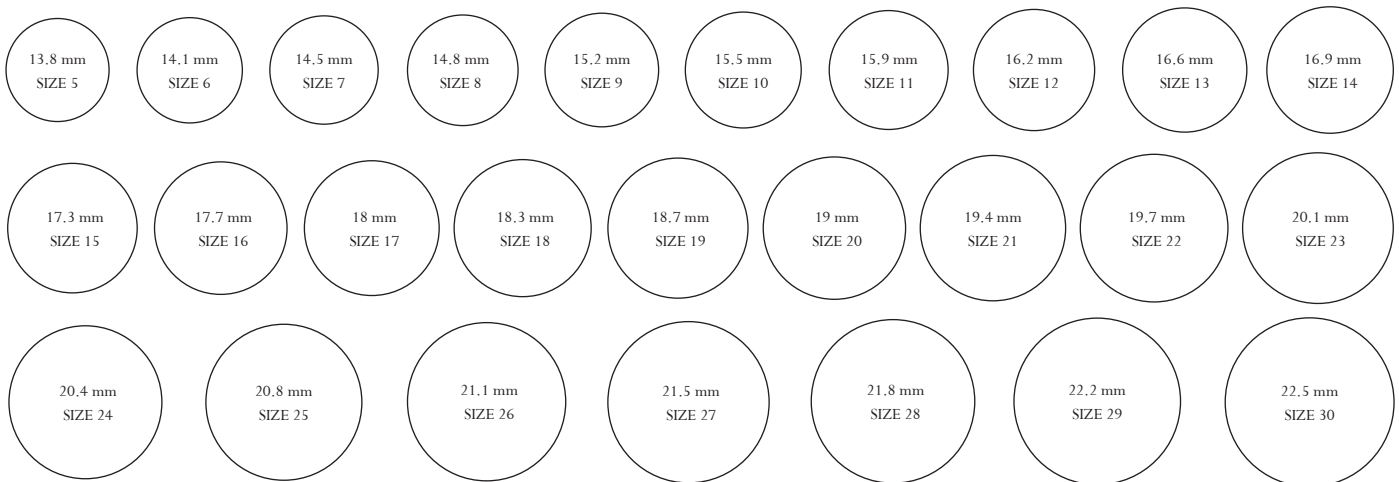
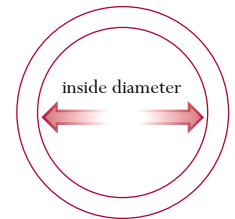
PLEASE READ CAREFULLY ALL INSTRUCTIONS AS THE MEASUREMENT MAY BE INACCURATE IF NOT DONE PROPERLY.



1. **Ring measurement is very precise.** Carefully follow these instructions to obtain an accurate measurement.
2. **Prior to printing,** ensure that Page Scaling is set to “None” on your print dialog box. (To open the print dialog box, press CTRL + P.)
3. **Measure the bar on the left.** It must be exactly 2 inches or 50mm long.

### A. MEASURE CURRENT RING

1. Select a ring that properly fits the intended finger.
2. Place the ring over the circles below, matching the inside edge of the ring to the circle nearest in size. This measurement refers to the inside *diameter* of the ring.
3. If the ring falls between two sizes, order the larger size.





MEASUREMENTS REFLECT RING SIZES FOR MOST COUNTRIES IN ASIA

### B. MEASURE YOUR RING SIZE WITH A PIECE OF PAPER

1. Find a strip of paper that is at least 10cm long
2. Wrap it around your finger
3. Use a pen or marker to mark the point where the end meet.
4. Lay the paper on the ruler and annotate the measurement in millimetre (mm).
5. Use the table below to discover your ring size.

All our ring sizes are based on Hong Kong standard sizing.



## RING SIZE CONVERSION

If you already know your ring size according to your country's standard, use the chart below to convert it to the corresponding SK Jewellery ring size to place your order.

CIRCUMFERENCE (MM)	DIAMETER (MM)	HONG KONG
43.3	13.8	5
44.3	14.1	6
45.5	14.5	7
46.5	14.8	8
47.7	15.2	9
48.7	15.5	10
49.9	15.9	11
50.9	16.2	12
52.1	16.6	13
53.1	16.9	14
54.3	17.3	15
55.6	17.7	16
56.5	18.0	17
57.5	18.3	18
58.7	18.7	19
59.7	19.0	20
60.9	19.4	21
61.9	19.7	22
63.1	20.1	23
64.1	20.4	24
65.3	20.8	25
66.3	21.1	26
67.5	21.5	27
68.5	21.8	28
69.7	22.2	29
70.7	22.5	30